


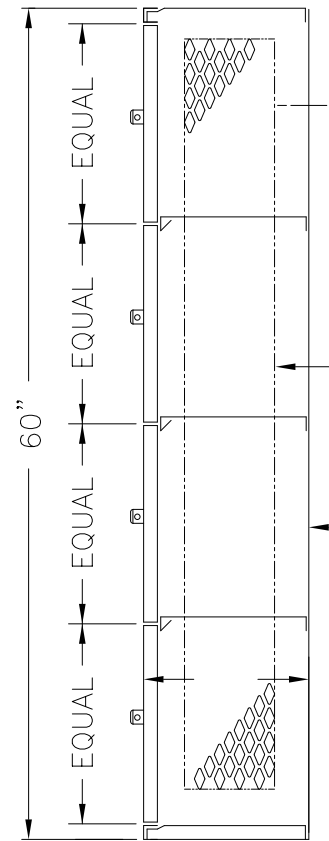
ALUMINUM NO. PLATE

PADLOCK STAPLE/DOOR PULL  
W/ LOCK HOLE COVER PLATE

14GA. DOOR & 16GA. FRAME  
DOOR RECEIVES DIAMOND  
PERFORATIONS



ELEVATION



16GA. TOP, BOTTOM,  
SHELF & DIVISIONS  
DIVISION RECEIVES DIAMOND  
PERFORATIONS

18GA. BACK

SECTION @ WALL

60" HIGH FOUR TIER INVINCIBLE II KNOCKDOWN LOCKER

TYPICAL FOR 12" & 15" WIDE, ALLOW 1/16" CREEPAGE PER FRAME  
TYPICAL FOR 12", 15", 18", & 21" DEEP

This drawing shows a standard Penco Product. Any modifications  
to the product must be approved by Penco Engineering. 8/6/2001




121260INV4T.dwg

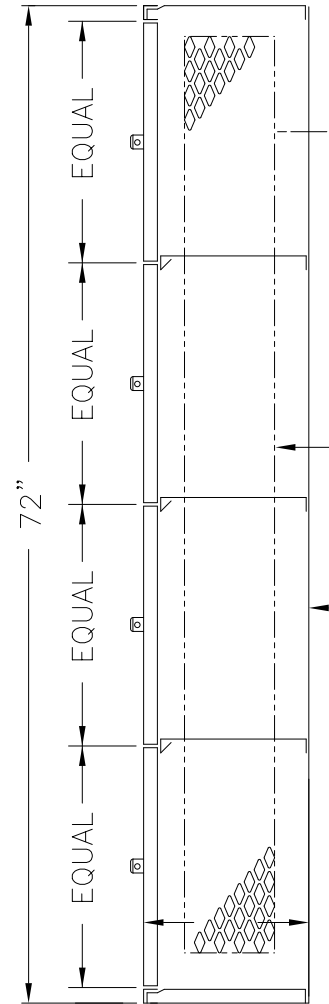
ALUMINUM NO. PLATE

PADLOCK STAPLE/DOOR PULL  
W/ LOCK HOLE COVER PLATE

14GA. DOOR & 16GA. FRAME  
DOOR RECEIVES DIAMOND  
PERFORATIONS



ELEVATION



SECTION @ WALL

16GA. TOP, BOTTOM,  
SHELF & DIVISIONS  
DIVISION RECEIVES DIAMOND  
PERFORATIONS

18GA. BACK

72" HIGH FOUR TIER INVINCIBLE II KNOCKDOWN LOCKER

TYPICAL FOR 12" & 15" WIDE, ALLOW 1/16" CREEPAGE PER FRAME  
TYPICAL FOR 12", 15", 18", & 21" DEEP


This drawing shows a standard Penco Product. Any modifications to the product must be approved by Penco Engineering. 8/6/2001



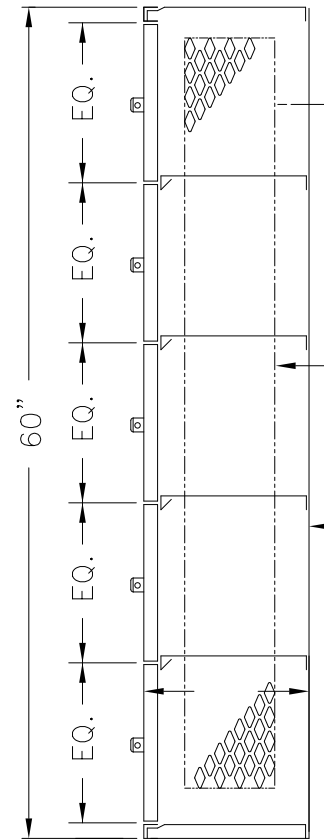
ALUMINUM NO. PLATE

PADLOCK STAPLE/DOOR PULL  
W/ LOCK HOLE COVER PLATE

14GA. DOOR & 16GA. FRAME  
DOOR RECEIVES DIAMOND  
PERFORATIONS



ELEVATION



16GA. TOP, BOTTOM,  
SHELF & DIVISIONS  
DIVISION RECEIVES DIAMOND  
PERFORATIONS

18GA. BACK

SECTION @ WALL

60" HIGH FIVE TIER INVINCIBLE II KNOCKDOWN LOCKER

TYPICAL FOR 12", 15", & 18" WIDE, ALLOW 1/16" CREEPAGE PER FRAME  
TYPICAL FOR 12", 15", 18", & 21" DEEP

This drawing shows a standard Penco Product. Any modifications  
to the product must be approved by Penco Engineering. 8/6/2001

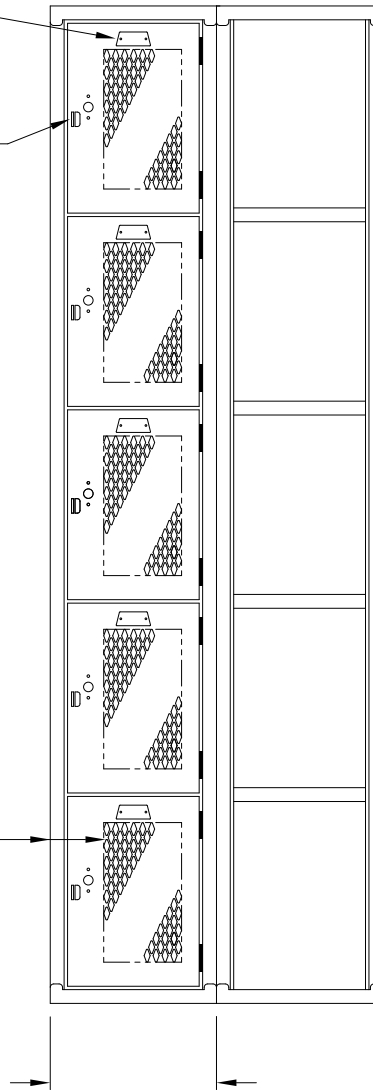


121260INV5T.dwg

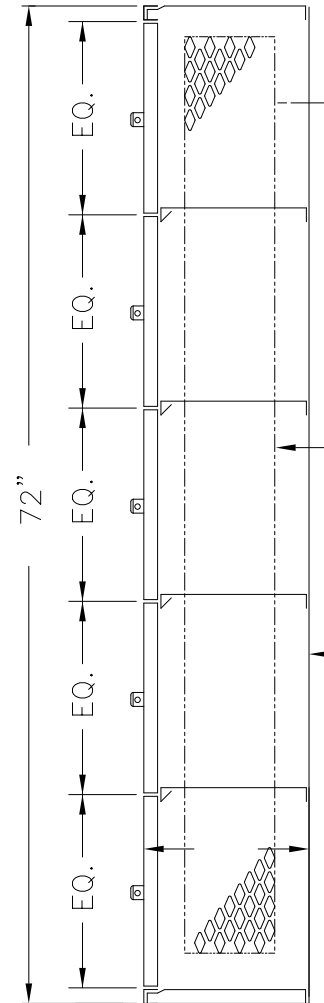
ALUMINUM NO. PLATE

PADLOCK STAPLE/DOOR PULL  
W/ LOCK HOLE COVER PLATE

14GA. DOOR & 16GA. FRAME  
DOOR RECEIVES DIAMOND  
PERFORATIONS



ELEVATION



16GA. TOP, BOTTOM,  
SHELF & DIVISIONS  
DIVISION RECEIVES DIAMOND  
PERFORATIONS

18GA. BACK

SECTION @ WALL

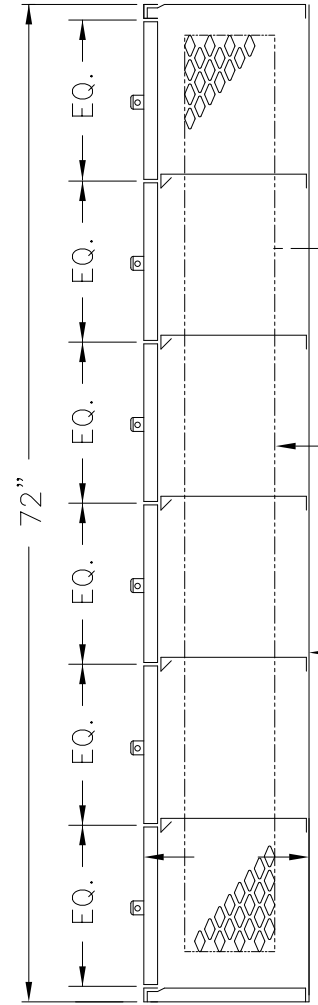
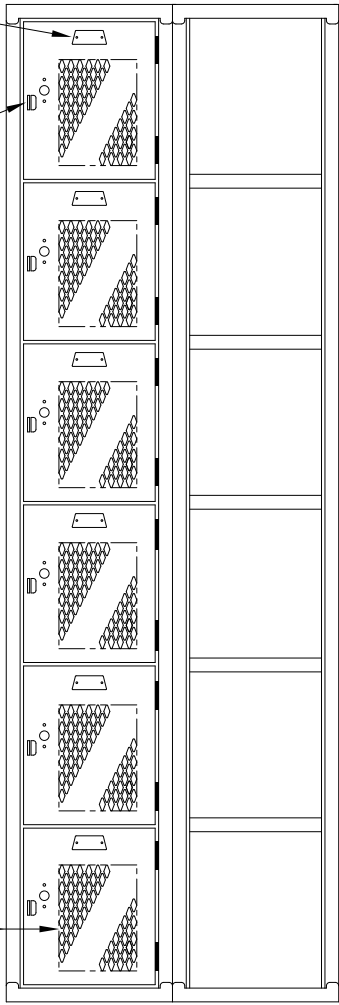
72" HIGH FIVE TIER INVINCIBLE II KNOCKDOWN LOCKER

TYPICAL FOR 12", 15", & 18" WIDE, ALLOW 1/16" CREEPAGE PER FRAME  
TYPICAL FOR 12", 15", 18", & 21" DEEP

ALUMINUM NO. PLATE

PADLOCK STAPLE/DOOR PULL  
W/ LOCK HOLE COVER PLATE

14GA. DOOR & 16GA. FRAME  
DOOR RECEIVES DIAMOND  
PERFORATIONS



16GA. TOP, BOTTOM,  
SHELF & DIVISIONS  
DIVISION RECEIVES DIAMOND  
PERFORATIONS

18GA. BACK

ELEVATION

SECTION @ WALL

**72" HIGH SIX TIER INVINCIBLE II KNOCKDOWN LOCKER**

TYPICAL FOR 12", 15", & 18" WIDE, ALLOW 1/16" CREEPAGE PER FRAME  
TYPICAL FOR 12", 15", 18", & 21" DEEP

This drawing shows a standard Penco Product. Any modifications to the product must be approved by Penco Engineering. 8/6/2001

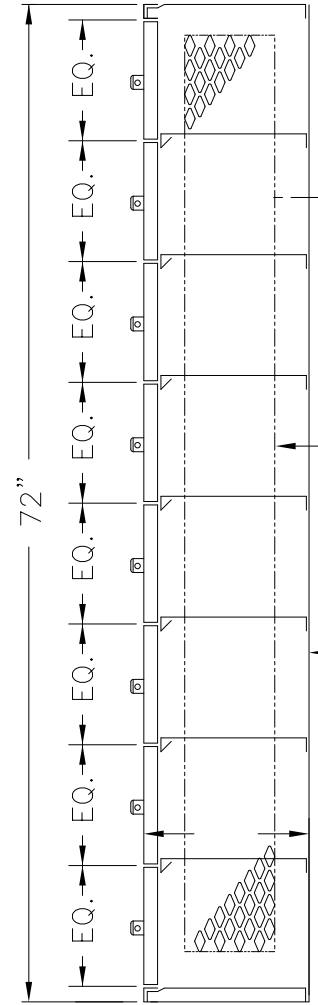
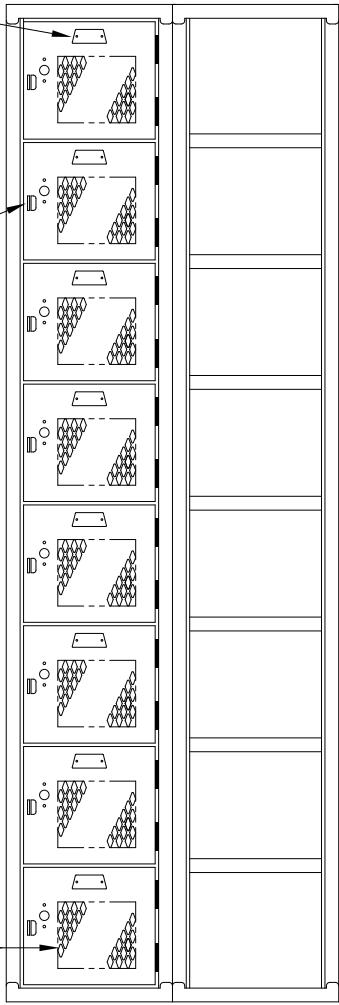


121272INV6Tdwg

ALUMINUM NO. PLATE

PADLOCK STAPLE/DOOR PULL  
W/ LOCK HOLE COVER PLATE

14GA. DOOR & 16GA. FRAME  
DOOR RECEIVES DIAMOND  
PERFORATIONS



16GA. TOP, BOTTOM,  
SHELF & DIVISIONS  
DIVISION RECEIVES DIAMOND  
PERFORATIONS

18GA. BACK

ELEVATION

SECTION @ WALL

72" HIGH EIGHT TIER INVINCIBLE II KNOCKDOWN LOCKER

TYPICAL FOR 12" & 15" WIDE, ALLOW 1/16" CREEPAGE PER FRAME  
TYPICAL FOR 12", 15", 18", & 21" DEEP

This drawing shows a standard Penco Product. Any modifications to the product must be approved by Penco Engineering. 8/6/2001

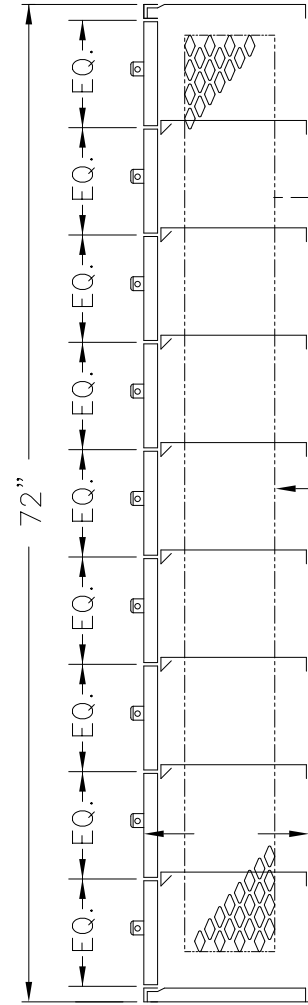
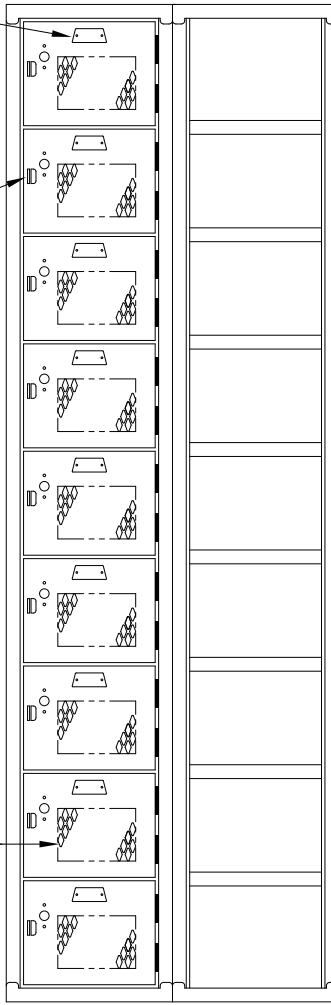


121272INV8Tdwg

ALUMINUM NO. PLATE

PADLOCK STAPLE/DOOR PULL  
W/ LOCK HOLE COVER PLATE

14GA. DOOR & 16GA. FRAME  
DOOR RECEIVES DIAMOND  
PERFORATIONS



16GA. TOP, BOTTOM,  
SHELF & DIVISIONS  
DIVISION RECEIVES DIAMOND  
PERFORATIONS  
18GA. BACK

ELEVATION SECTION @ WALL  
72" HIGH NINE TIER INVINCIBLE II KNOCKDOWN LOCKER  
TYPICAL FOR 12" & 15" WIDE, ALLOW 1/16" CREEPAGE PER FRAME  
TYPICAL FOR 12", 15", 18", & 21" DEEP

This drawing shows a standard Penco Product. Any modifications to the product must be approved by Penco Engineering. 8/6/2001

